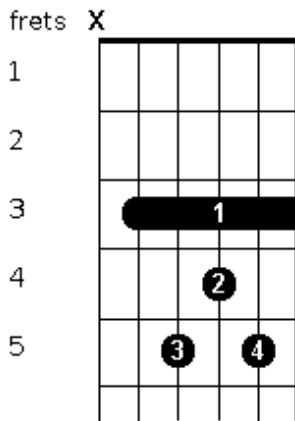


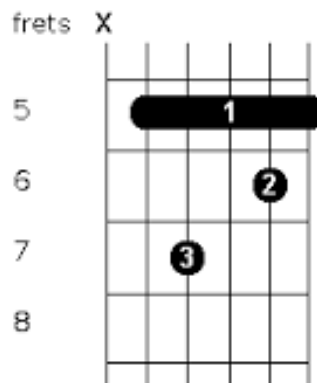
Advanced Melodies and Harmonies

Transposable Scale Tone Chords

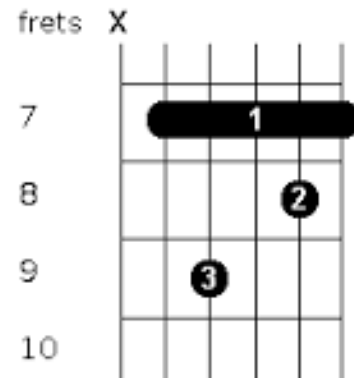
Cmaj7



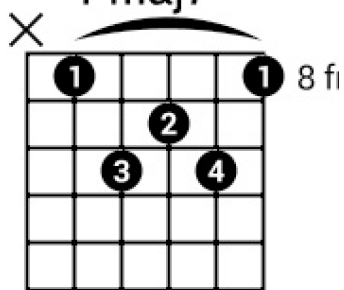
Dm7



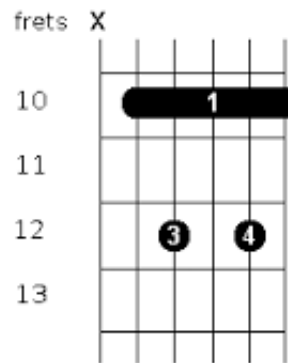
Em7



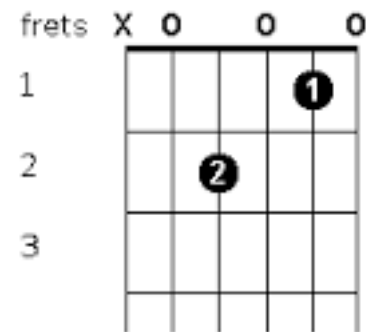
Fmaj7



G7



Am7



Back to Cmaj7.

Modes

Ionian

C D E F G A B C

The diagram shows the Ionian mode on a guitar fretboard. The top staff is a treble clef with notes C (open), D (2), E (4), F (5), G (4), A (3), B (2), and C (1). Below it is a guitar fretboard diagram with strings T, A, B and frets 8, 10, 7, 9, 10, 8, 10, 7, 8, 10.

Dorian

The diagram shows the Dorian mode on a guitar fretboard. The strings are labeled E, B, G, D, A, E from top to bottom. The frets are labeled 7-8-10, 8-10, 7-9-10, 7-9-10, 7-8-10, and 10.

Phrygian

The diagram shows the Phrygian mode on a guitar fretboard. The strings are labeled E, B, G, D, A, E from top to bottom. The frets are labeled 12, 12-13-15, 12-14, 12-14-15, 12-14-15, and 12-13-15.

Lydian

A six-line staff with notes E, B, G, D, A, E from top to bottom. Fingerings are indicated by numbers 1-5. The notes and their fingerings are: E (12-13), B (12-13-15), G (12-14), D (12-14-15), A (12-14-15), and E (13-15).

Mixolydian

A six-line staff with notes E, B, G, D, A, E from top to bottom. Fingerings are indicated by numbers 1-5. The notes and their fingerings are: E (3), B (3-5-6), G (2-4-5), D (2-3-5), A (2-3-5), and E (3-5).

Aeolian (same as natural minor)

A six-line staff with notes E, B, G, D, A, E from top to bottom. Fingerings are indicated by numbers 1-5. The notes and their fingerings are: E (5), B (5-6-8), G (4-5-7), D (5-7), A (5-7-8), and E (5-7-8).

Locrian

A six-line staff with notes E, B, G, D, A, E from top to bottom. Fingerings are indicated by numbers 1-5. The notes and their fingerings are: E (7), B (8-10), G (7-9-10), D (7-9-10), A (7-8-10), and E (7-8-10).

Please note that these 2 concepts are strongly linked

Chord 1 in any key will be the major (or major 7 if you want extensions), for this you can always use the **Ionian** mode to solo or improvise over.

Chord 2 will be minor and you can use the **Dorian**

Chord 3 minor again and relates to the **Phrygian**

Chord 4 major **Lydian**

Chord 5 dominant7 **Mixolydian**

Chord 6 minor **Aeolian**

Chord 7 diminished **Locrian**

This example is shown in C, please study and fully understand that the notes are CDEFGABC being stacked on top of each other using notes 1 3 5 7 of each mode, and that each mode is the notes CDEFGABC starting C to C, then D to D, E to E, F to F.....

When you're ready, move to the key of G and understand that it contains 1 sharp being F#.

Therefore the pattern of the Ionian is G A B C D E F# G, now go figure it out using the formula shown above.